





		ORP 1	ORP 2	ORP 3	ORP5
					
	Spare Sensor Pt. No.	32011101	32011102	32011103	32011110
	Sensor Bundle Pt. No.	32011105	32011106	32011107	32011109
Applications	Potable Water	X	✓	X	✓
	Waste Water	X	X	✓	✓
	Pool / Spa	✓	X	X	X
	Process	X	✓	✓	✓
Mounting Options	Single Open Flow Cell	✓	✓	✓	✓
	Dual Open Flow Cell	✓	✓	✓	✓
	Triple Open Flow Cell	✓	✓	✓	✓
	Closed Flow Cell	X	✓	✓	✓
	Autoflush (Flow Cell)	X	✓	✓	✓
	Autoclean Immersion (Dip)	X	X	✓	X
	Autoclean Insertion (In Pipe)	X	X	✓	X
	At Line Tee	X	✓	✓	✓
	Handrail	X	X	✓	✓
	Welding Stub	X	✓	✓	✓
Specifications	Standard Cable Length	1m	6m	6m	3m
	Submersible*	X	X	✓	✓
	Max. Temperature	80°C	80°C	80°C	100°C
	Back / Front Thread	¾" NPT (Back Only)	¾" NPT (Back Only)	¾" NPT (Back Only)	¾" NPT (Back Only)

\*It is recommended that the probe be submerged on the end of a pole with the cable protected by running inside the pole.

## Mounting Options



Single Open Flow Cell  
PN:32100001



Double Open Flow Cell  
PN:32100002



Triple Open Flow Cell  
PN:32100007



Single Closed Flow Cell  
PN: 32100010



At Line Tee (Screw In)  
PN: 32100102



At Line Tee (Quick Connect)  
PN: 32100103



Welding Stub (screw in)  
PN:32100106

## Autoclean Options



Autoclean Insertion  
PN:36000031



Autoflush Cell  
PN: 36500001



Autoclean Immersion  
PN:36000030