



# CRONOS<sup>®</sup>

Water Quality Analyser  
Water Quality Monitor  
Water Quality Controller  
Water Quality Instrument



## CRONOS<sup>®</sup> + Sensors = Product Name

Free/Total Chlorine Analyser	<i>HaloSense</i>
Chlorine Dioxide Analyser	<i>DioSense</i>
Ozone Monitor	<i>OzoSense</i>
Dissolved Oxygen Meter	<i>OxySense</i>
Suspended Solids Monitor	<i>SoliSense<sup>®</sup></i>
Streaming Current Monitor	<i>StreamerSense</i>
pH Analyser	<i>pHSense</i>
ORP Analyser	<i>ORPSense</i>
Organics Monitor	<i>UV254Sense</i>
Online Conductivity Monitor	<i>ConductiSense</i>
Particle Counter	<i>CounterSense</i>
Filter Monitor (Particle Counter)	<i>FilterSense</i>
Turbidity Meter	<i>TurbSense<sup>®</sup></i>
Fluoride Monitor	<i>FluoriSense</i>
Peracetic Acid Analyser	<i>PeraSense</i>
Hydrogen Peroxide Analyser	<i>PeroxiSense</i>

Each 'Sense' analyser has its own brochure, detailing applications and common accessories. Please visit the website to access all Pi's product brochures.

## High Quality-Low Cost

Part of a range of controllers, the CRONOS<sup>®</sup> is the little brother of the CRIUS<sup>®</sup>4.0. The CRONOS<sup>®</sup> is a high quality, low cost transmitter designed to give water treatment engineers everything that they need from a transmitter and nothing that they don't.

## Superior Communications

With no frills, costs can be kept to a minimum whilst optional comms packages allow Profibus, Modbus ASCII, Modbus RTU, Modbus TCP, 4-20mA analogue outputs, and relays for alarms and control.

## PID Control Options

CRONOS<sup>®</sup> has the capability to control up to two sensors of any type with appropriate analogue outputs and relays. Equipped with optional PID control CRONOS<sup>®</sup> is very able to control complex water treatment processes at a fraction of the cost of other controllers.

## Proactive Sensor Maintenance

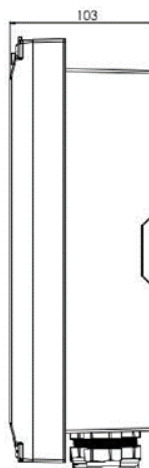
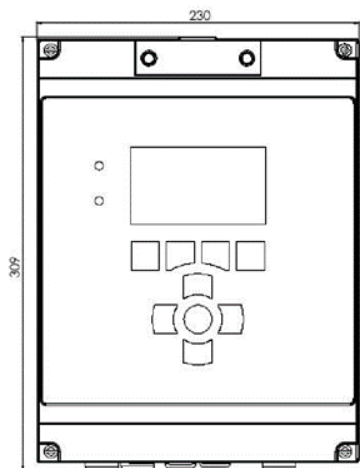
For each sensor the CRONOS<sup>®</sup> will prompt users through calibration procedures and will remind them when maintenance is due for each sensor type.

Customers requiring additional functionality such as a colour display, downloadable data logs, or remote access via the internet should consider a CRIUS<sup>®</sup>4.0 controller.

## CRONOS<sup>®</sup> CRIUS<sup>®</sup>4.0

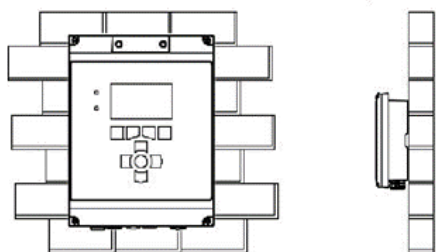
	CRONOS <sup>®</sup>	CRIUS <sup>®</sup> 4.0
Highest quality sensors	•	•
Multilingual	•	•
System logger	•	•
On display trending	•	•
Event logger	•	•
Download logs	Optional	•
PID controls	Optional	Optional
Up to 2 sensors	•	•
Up to 4 sensors		•
Expandable up to 16 sensors		Optional
Analogue outputs V and mA	•	•
Isolated universal inputs & outputs	•	•
Large high resolution display	•	•
Colour display	Optional	•
Up to 8 relays	•	•
Expandable up to 32 relays		Optional
Up to 8 digital inputs	•	•
Expandable up to 32 digital inputs		Optional
Remote internet access		Optional
GSM/GPRS/3G integrated modem		Optional
Remote Access LAN		Optional
Profibus	Optional	Optional
Modbus ASCII/RTU serial	Optional	Optional
Modbus TCP (LAN enabled)	Optional	Optional
AC (110-240VAC)	•	•
DC (9-36VDC)	Optional	Optional
Wall and Panel mountable	•	•
Pole and handrail mountable	•	•
IP65/Nema 4X enclosure	•	•
Fire retardant ABS Enclosure	•	•

## Dimensions

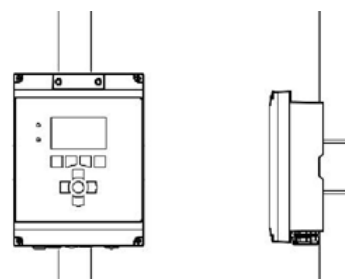


## Mounting Options

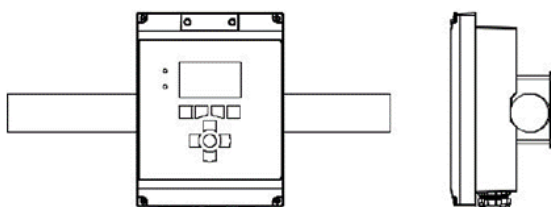
### Wall



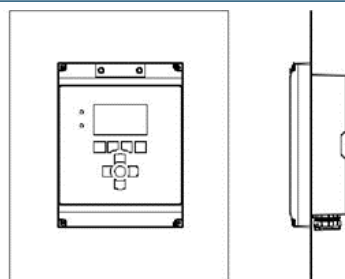
### Pole



### Handrail



### Panel



## Specification\*

### CRONOS®

#### Power Requirements

100-240 VAC/0.25 A  
9-36VDC (optional)

#### Languages

Any non pictogram by request  
Any Latin, Cyrillic, Hellenic

#### Inputs

Up to 2 configurable sensor inputs; 4-20mA, 4-20mA loop-powered, 0-2 VDC, +/- 1200 mV for pH, ORP, or ISEs, PT100, pulse and Modbus. Unused inputs can be used as outputs. Up to 8 digital inputs

#### Outputs

Up to 2 dedicated configurable analogue outputs; 0-20mA, 4-20mA, 0-1 VDC, 0-10 VDC, 1-10 VDC. Up to 8 SPST electromechanical relays rated 10A at 250 VAC and 5A at 30 VDC.

#### Alarms

2 user configurable alarms with deadband and delay for each parameter and control output

#### Thresholds

2 user configurable thresholds (for control) with deadband and delay for each measurement and control output

#### PID

Configurable flow proportional PID - multiple loops

#### Communication (Optional)

Modbus ASCII/RTU (RS485)  
Profibus DP  
Modbus TCP (Ethernet)

#### Memory Backup

All user configuration is stored in non-volatile on-board flash memory

#### Enclosure

ABS flame retardant  
IP65, Nema 4X

#### Dimensions (mm)

230 x 309 x 103

#### Display

4.3", 480x272, 8 bit, greyscale (4.3", 480 x 272, 24 bit colour optional)

#### Weight

2 Kg

#### Warranty

12 months from date of purchase (optional additional warranty available)

#### Data Logging

Internal - Single parameter, downloadable data logs or status message logs over 1 million records (downloadable data logs optional)

*\*All subject to change without notice*