




# ORP Selection Guide

	ORP 1	ORP 2	ORP 3
			
Spare Sensor Pt. No.	32011101	32011102	32011103
Sensor Bundle Pt. No.	32011105	32011106	32011107
<b>Applications</b>	Potable Water	✗	✓
	Waste Water	✗	✗
	Pool / Spa	✓	✗
	Process	✗	✓
<b>Mounting Options</b>	Single Open Flow Cell	✓	✓
	Dual Open Flow Cell	✓	✓
	Triple Open Flow Cell	✓	✓
	Closed Flow Cell	✓	✓
	Autoflush (Flow Cell)	✗	✓
	Autoclean Immersion (Dip)	✗	✗
	Autoclean Insertion (In Pipe)	✗	✗
	At Line Tee	✗	✓
	Handrail	✗	✗
	Welding Stub	✗	✓
	<b>Specifications</b>	Standard Cable Length	1m
Max. Temperature		80°C	80°C
Back / Front Thread		¾" NPT (Back Only)	¾" NPT (Front & Back)
Submersible*		✗	✗

\*It is recommended that the probe be submerged on the end of a pole with the cable protected by running inside the pole.

## Mounting Options



Single Open Flow Cell  
PN:3210001



Double Open Flow Cell  
PN:3210002



Triple Open Flow Cell  
PN:3210007



Single Closed Flow Cell  
PN:3210010



At Line Tee (screw in)  
PN:32100102




At Line Tee (quick connect)  
PN:32100103



Welding Stub (screw in)  
PN:32100106

## Autoclean Options



Autoclean Insertion  
PN:36000031



Autoflush Cell  
PN:36500001



Autoclean Immersion  
PN:36000030